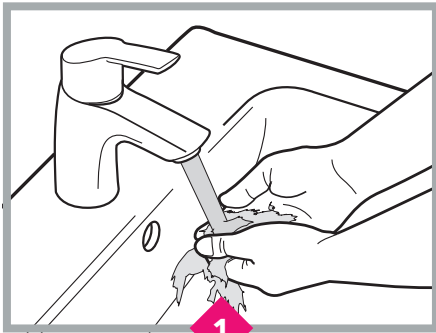
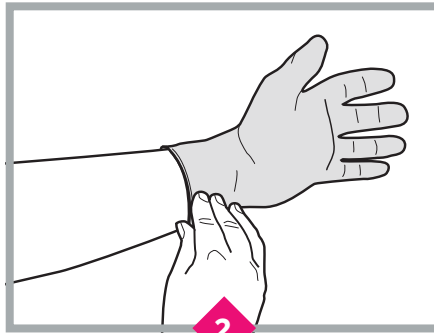


Best Practice Medicine Dispensing


This guide is designed to complement the usage of a dosage administration aid such as the Webster®-pak.



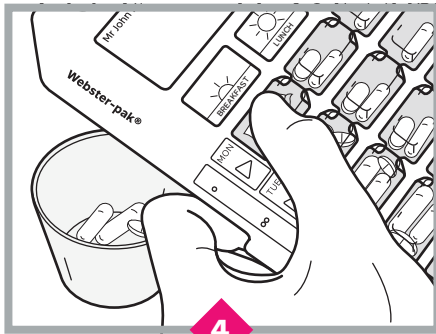
1
Before commencing your dispensing round, wash hands thoroughly with soap and warm water, for at least 20 seconds.



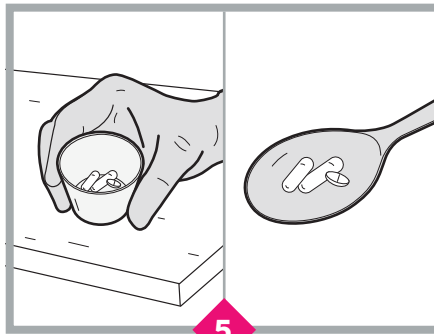
2
Apply Gloves directly after washing hands



3
Identify the Webster®-pak cell holding the patients' appropriate dosage for the current day and time. For Example, Monday – Breakfast.

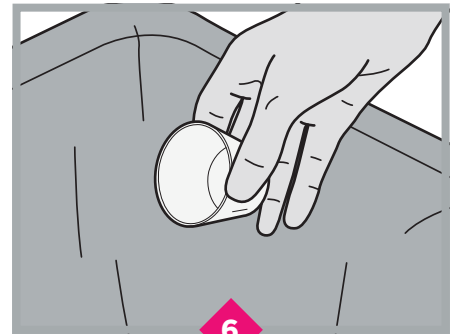


4
Place a disposable portion cup behind the appropriate Webster®-pak cell, and push the contents of the Webster®-pak blister through the foil backing and into the cup. Take care to ensure the medication goes directly into the portion cup and does not come into contact with any other surfaces.



5
If the Patient is able to self administer place the cup within easy access and ask them to swallow with water.

If the patient is not able to self administer use a disposable spoon to serve the pills directly to the patient's mouth.



6
Dispose of the portion cup and if used, the spoon.

After completing your round:

- Dispose of Gloves
- Wash Hands again for 20 seconds.

NOTE: While this guide can be complemented with the usage of hand sanitiser, between residents, hand washing should not be replaced by hand sanitising. This guide is written for use in the case of no known infections in the facility. If conducting this process in an infection ward, additional protective wear and precautions will be needed.

**BROUGHT TO YOU BY
VERIDIA AUSTRALIA & WEBSTER® CARE**

P 1300 228 222 E sales@veridia.com.au
F 1300 228 333 W veridia.com.au